


JT435-450SSh(B)

Dual-glass Monocrystalline Solar Module

144 Cells / MBB / Bifacial Mono PERC / 1500V DC / 20.4% Maximum Efficiency



KEY FEATURES



Ultra-high power output

MBB mono PERC cell technology, maximum power output 455W
Half-cut cell layout, lower Rs loss and thermal coefficients
Bifacial cell, additional 5%-30% more yield



Excellent low light performance

Excellent low light performance on cloudy days
mornings and evenings



Certified to withstand the most challenging environment

2400 Pa wind load • 5400 Pa snow load • 25 mm hail stones at 82 km/h



High system voltage Compatible

Maximum 1500V DC system voltage saves total system cost



High fire class

Fire class C certified, minimize the fire risk of the system

WARRANTY



12 years
Product
Warranty



15 years
Product
Warranty



30 years
Performance
Warranty

*Applies to rooftop market
in Australia only.

QUALIFICATIONS & CERTIFICATES

- IEC 61215, IEC 61730
- ISO 9001: Quality Management System
- ISO 14001: Environment Management System
- OHSAS 18001: Occupational Health and Safety

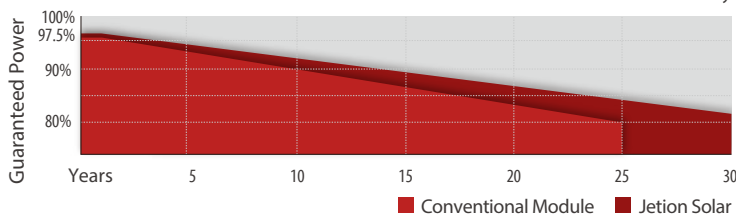
JETION SOLAR

As a member of CNBM - a Fortune 500 company, Jetion Solar provides various product solutions, global EPC service and financing. Its standard and high-efficiency product offerings are among the most powerful and cost-effective in the industry. Till now, Jetion Solar has cumulatively more than 10 GW module shipment and 1 GW global EPC track records.

Jetion Solar (China) Co., Ltd.

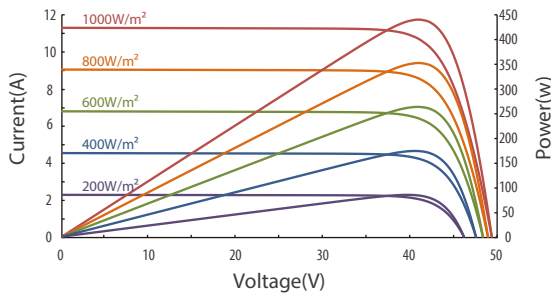
Add: 1011 Zhencheng Road, Jiangyin, Jiangsu Province, P.R. China 214443
Tel: +86 (510) 8668 7300
E-mail: marketing@jetion.com.cn
Web: www.jetion.com.cn

Additional Value From Jetion Solar's Linear Warranty

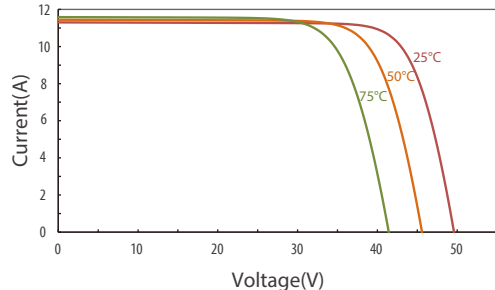


IV CURVES

IV Curves of JT440SSh(B) at different irradiances



IV Curves of JT440SSh(B) at different Temp



ELECTRICAL DATA

| | JT435SSh(B) | JT440SSh(B) | JT445SSh(B) | JT450SSh(B) |
|---|-------------|-------------|-------------|-------------|
| Test Condition | STC | STC | STC | STC |
| Maximum Power Pmax (W) <small>(tolerance±3%) (selection limits-0/+5W)</small> | 435 | 440 | 445 | 450 |
| Maximum Power Voltage Vmp (V) | 40.8 | 41.0 | 41.2 | 41.4 |
| Maximum Power Current Imp (A) | 10.67 | 10.74 | 10.81 | 10.87 |
| Open Circuit Voltage Voc (V)(tolerance±2%) | 49.40 | 49.60 | 49.80 | 50.00 |
| Short Circuit Current Isc (A)(tolerance±3%) | 11.23 | 11.30 | 11.37 | 11.44 |
| Module Efficiency (%) | 19.7% | 19.9% | 20.2% | 20.4% |

STC: Irradiance 1000W/m², Cell Temperature 25°C, Air Mass AM1.5

NMOT: Irradiance at 800W/m², Ambient Temperature 20°C, Wind Speed 1m/s

REAR SIDE POWER GAIN (JT440SSh(B))

| Power Gain | 5% | 10% | 15% | 20% | 25% | 30% |
|--------------------------------|-------|-------|-------|-------|-------|-------|
| Maximum Power - Pmax (W) | 462 | 484 | 506 | 528 | 550 | 572 |
| Maximum Power Voltage -Vmp (V) | 41.0 | 41.0 | 41.0 | 41.1 | 41.1 | 41.1 |
| Maximum Power Current -Imp (A) | 11.27 | 11.81 | 12.34 | 12.85 | 13.38 | 13.92 |
| Open Circuit Voltage -Voc (V) | 49.6 | 49.6 | 49.6 | 49.7 | 49.7 | 49.7 |
| Short Circuit Current -Isc (A) | 11.83 | 12.37 | 12.9 | 13.41 | 13.94 | 14.48 |

TEMPERATURE RATINGS

| | |
|--|-----------|
| Temperature Coefficient of Isc (αIsc) | +0.05%/°C |
| Temperature Coefficient of Voc (βVoc) | -0.30%/°C |
| Temperature Coefficient of Pmax (γPmp) | -0.35%/°C |
| Normal Module Operating Temperature (NMOT) | 41°C±3°C |

OPERATING PARAMETERS

| | |
|-----------------------------|---------------|
| Maximum System Voltage | 1500V/DC(IEC) |
| Operating Temperature | -40°C~+85°C |
| Maximum Series Fuse | 20A |
| Maximum Test Load,Push/Pull | 5400Pa/2400Pa |
| Conductivity at Ground | ≤ 0.1Ω |
| Safety Class | II |
| Resistance | ≥100MΩ |
| Voc and Isc Tolerance | ±3% |
| Bifaciality | 70±5% |

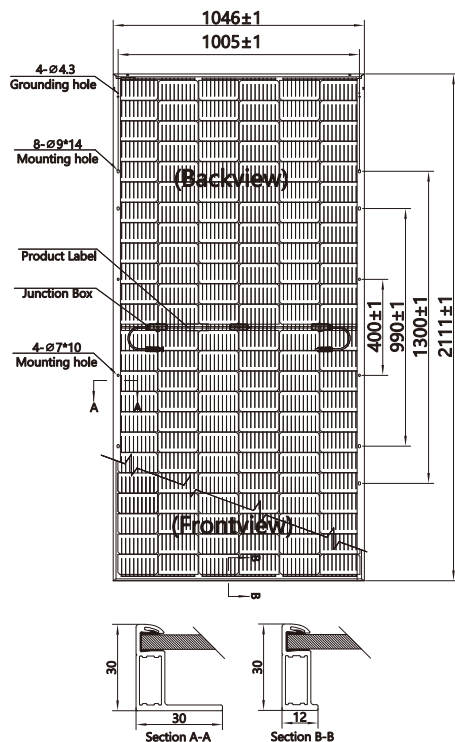
MECHANICAL DATA

| | |
|-------------------|---|
| Solar Cell Type | Mono 83×166 mm(6 inches) |
| Number of Cells | 144 [2 x (12 x 6)] |
| Module Dimensions | 2111×1046×30 mm(83.1×41.2×1.2 inches) |
| Weight | 28 kg(61.7 lb) |
| Front Cover | Front-High transmission, AR coated tempered glass, 2.0mm |
| Back Cover | High transmission, Tempered, White Grid Glass/AR coating(optional), 2.0mm |
| Frame | Silver, anodized aluminium alloy |
| J-Box | ≥IP67 |
| Cable | 4.0 mm² solar cable, 300 mm(11.8 inches) |
| Number of diodes | 3 |
| Connector | 05-8, PV-JM608 |

PACKAGING CONFIGURATION

| | |
|----------------------------|------------------------|
| Module per pallet | 35 pieces |
| Module per 40'HQ container | 22 pallets, 770 pieces |

DIMENSION



Remarks

*Installation instruction must be followed. See the installation manual or contact our technical service department for further information on approved installation.

*The specification and key features described in this datasheet may deviate slightly and are not guaranteed. Due to ongoing innovation, R&D enhancement, Jieton Solar (China) Co., Ltd. reserves the right to make any adjustment to the information described herein at any time without notice. Please always obtain the most recent version of the datasheet which shall be duly incorporated into the binding contract made by the parties governing all transactions related to the purchase and sale of the products described herein. Jieton Solar_REV_2021_01_EN Made in China or Made in Thailand

